

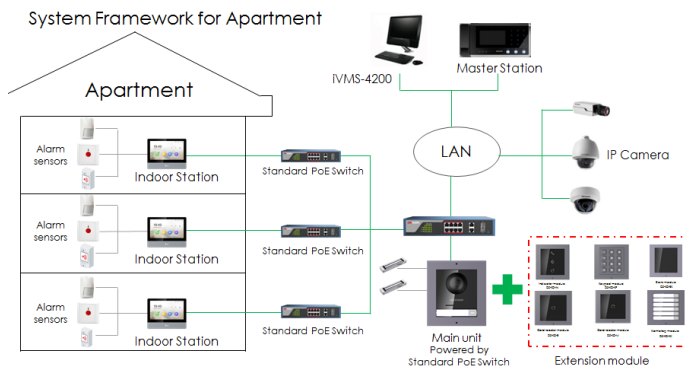
# DS-KD-KP Video Intercom Keypad Module



## Key Feature

- Supports unlock the door via entering password
- Supports call the resident via entering room No.
- Backlight compensation
- Easy to and extend

## Typical Application



UL	UL 60950-1 & CAN/CSA C22.2 No. 60950-1-07, Information Technology Equipment – Safety – Part 1: General Requirements
IC	ICE-003: Issue 6
ROHS	2011/65/EU
REACH	Regulation (EC) No 1907/2006
WEEE	2012/19/EU

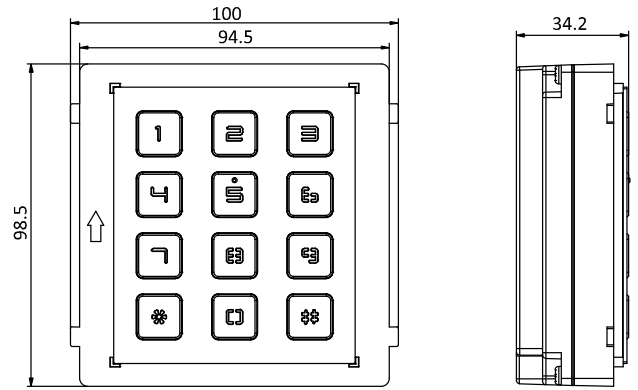
## Approval

CE-EMC	a. EN 55032:2015 b. EN 61000-3-2:2014 c. EN 61000-3-3:2013 d. EN 50130-4:2011 +A1:2014
CE-LVD	EN 60950-1:2006 + A11:2009 + A1:2010 + A12:2011 + A2:2013
CB	IEC 60950-1:2005 (Second Edition) + Am 1:2009 + Am 2:2013
FCC-SDOC	47 CFR Part 15, Subpart B
C-TICK(EMC)	AS/NZS CISPR 32:2015

## Specification

System parameters	
Processor	Embedded MCU Processor
Operation method	Physical button
Interfaces	
Module-connecting	2 (1 input, 1 output)
Debug	1
General	
Physical button	12
DIP switch	8
Power input	12 VDC (powered by the other module)
Power output	12 VDC (powered for the other module)
Power consumption	≤ 2 W
Working temperature	-40° C to +55° C (-40° F to 131° F)
Working humidity	10% to 95%
IP protection level	IP65, IK7
Installation	Flush mounting, surface mounting
Dimension	98.5 mm × 100 mm × 34.2 mm (3.87" × 3.95" × 1.33")
Weight	529 g (with packaging) 265 g (without packaging)

## Dimension




## Accessory

### Optional




DS-KD-ACF1/Plastic



DS-KD-ACF2/Plastic



DS-KD-ACF3/Plastic



DS-KD-ACW1



DS-KD-ACW2

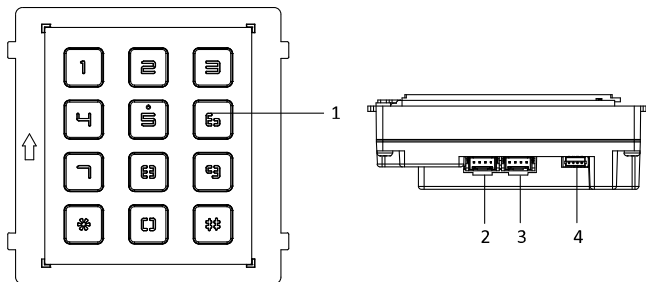


DS-KD-ACW3

## Available Model

DS-KD-KP

## Appearance and Interfaces



No.	Description
1	Button
2	Module-connecting Interface (output)
3	Module-connecting Interface (input)
4	Debug Port